

System

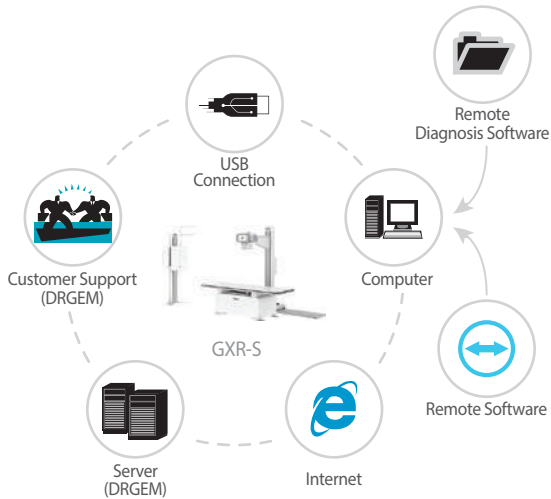
Model Name		GXR-32S	GXR-40S	GXR-52S	GXR-68S	GXR-82S	GXR-C32S	GXR-C40S	GXR-C52S	GXR-U32S	GXR-U40S
Output Rating		32kW	40kW	52kW	68kW	82kW	32kW	40kW	52kW	32kW	40kW
Generator Model Name		GXR-32	GXR-40	GXR-52	GXR-68	GXR-82	GXR-C32	GXR-C40	GXR-C52	GXR-U32	GXR-U40
Input Power		230VAC±10%, 1Ø or 400/480VAC±10%, 3Ø			400/480VAC±10%, 3Ø		99 ~ 132VAC or 198 ~ 253VAC, 1Ø 3kVA			Free Voltage Input, (100—240VAC, 1Ø) 1kVA	
Line Frequency		50*/60Hz, *: Outside of North America									
Tube Voltage		40 to 125kV, 1kV Step (option: 150kV)			40 to 150kV, 1kV Step			40 to 125kV, 1kV Step (option: 150kV)			
Tube Current		10 to 400mA	10 to 500mA	10 to 640mA	10 to 800mA	10 to 1,000mA	10 to 400mA	10 to 500mA	10 to 640mA	10 to 400mA	10 to 500mA
Time Range		1mSec to 10Sec									
mAs Range		0.1 to 500mAs									
Rotor Supply		Low Speed (option: DC Brake)		Low Speed (option:DC Brake, DualSpeed)	Dual Speed (High and Low)			Low Speed (option: DC Brake, Dual Speed)			
Reproducibility		Coefficient of Variation : kV < 0.005, Time < 0.005, mAs < 0.01									
Accuracy		kV < ±(1%+1kV), mA < ±(3%+1mA), Time < ±(1%+0.5ms), mAs < ±(3%+0.1mAs)									
Linearity		Coefficient of Linearity < 0.01 : CL = (X1-X2)/(X1+X2), where X is mR/mAs									
Mechanical Part	Table	PDT-1, PBT-1, PBT-4, PBT-6									
	WBS	WBS, WBS-TM, WBS-TA									
	Tube Stand	TS-FC2, TS-FC4, TS-FC6, TS-FM6, TS-CSA, TS-CSA-M, TS-CSA-A									
	Tube	Focal Size: 1.0/2.0mm, 0.6/1.5mm, 0.6/1.2mm, Anode Heat Unit: 140, 150, 200, 300, 400, 600kHU									

Options

- AEC
 - DAP(Dose Area Product) Meter
 - Vertical tube synchronization
 - Table Bucky auto tracking
 - Lateral cassette holder
 - WBS external cassette holder
- Line Laser
 - Handgrips (Tabletop, WBS - Chest, Overhead)
 - Electromagnetic switch for Tube Stand Rotation (FC or FM)
 - 23 inch Touch Screen Console



Touch Screen X-ray Control Console



RCT1501-002, R12



T: 1300 658 103

W: mediccloud.com.au

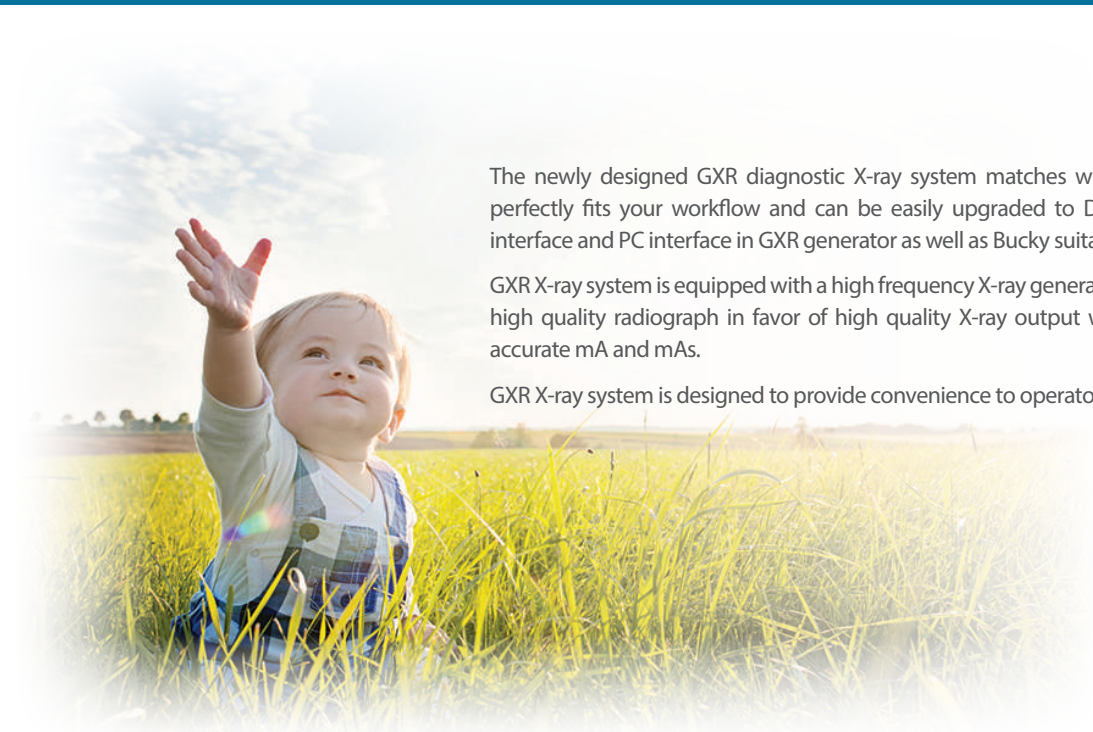
GXR-S Series

Diagnostic X-ray System



GXR Diagnostic X-ray System

Simple to Premium

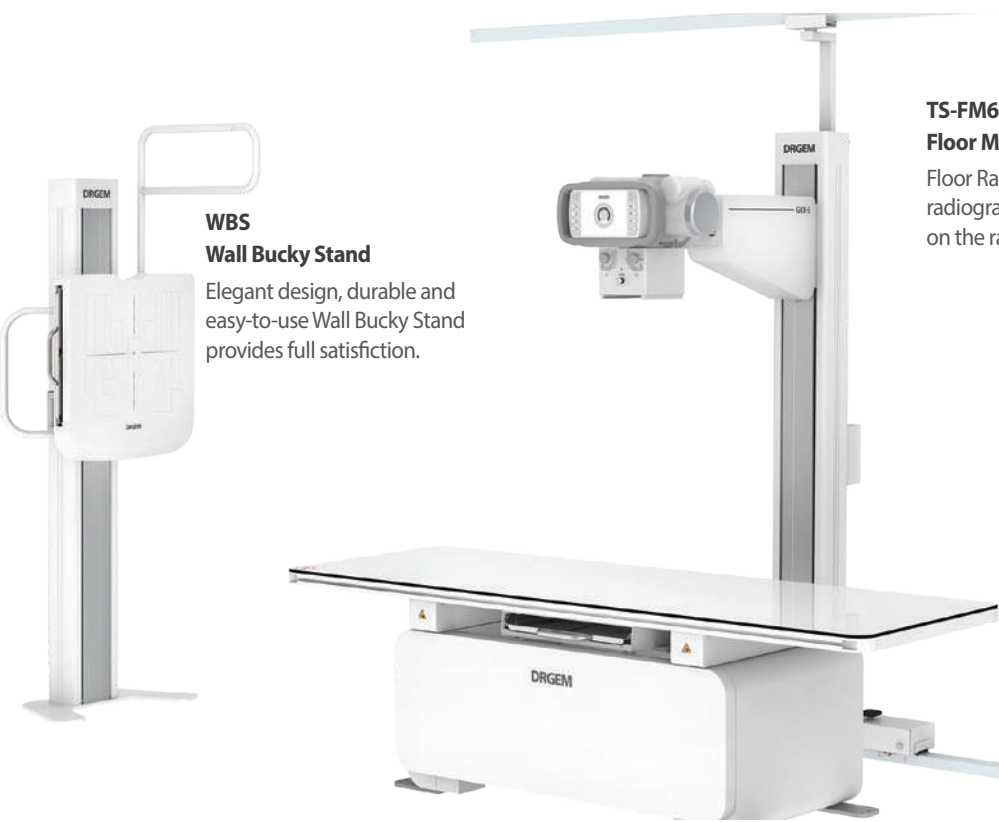


The newly designed GXR diagnostic X-ray system matches with a radiographic room which perfectly fits your workflow and can be easily upgraded to DR system with the help of DR interface and PC interface in GXR generator as well as Bucky suitable to Flat Panel Detector.

GXR X-ray system is equipped with a high frequency X-ray generator which consistently produces high quality radiograph in favor of high quality X-ray output with a very small kV ripple and accurate mA and mAs.

GXR X-ray system is designed to provide convenience to operator and comfort to patient.

Floor Type

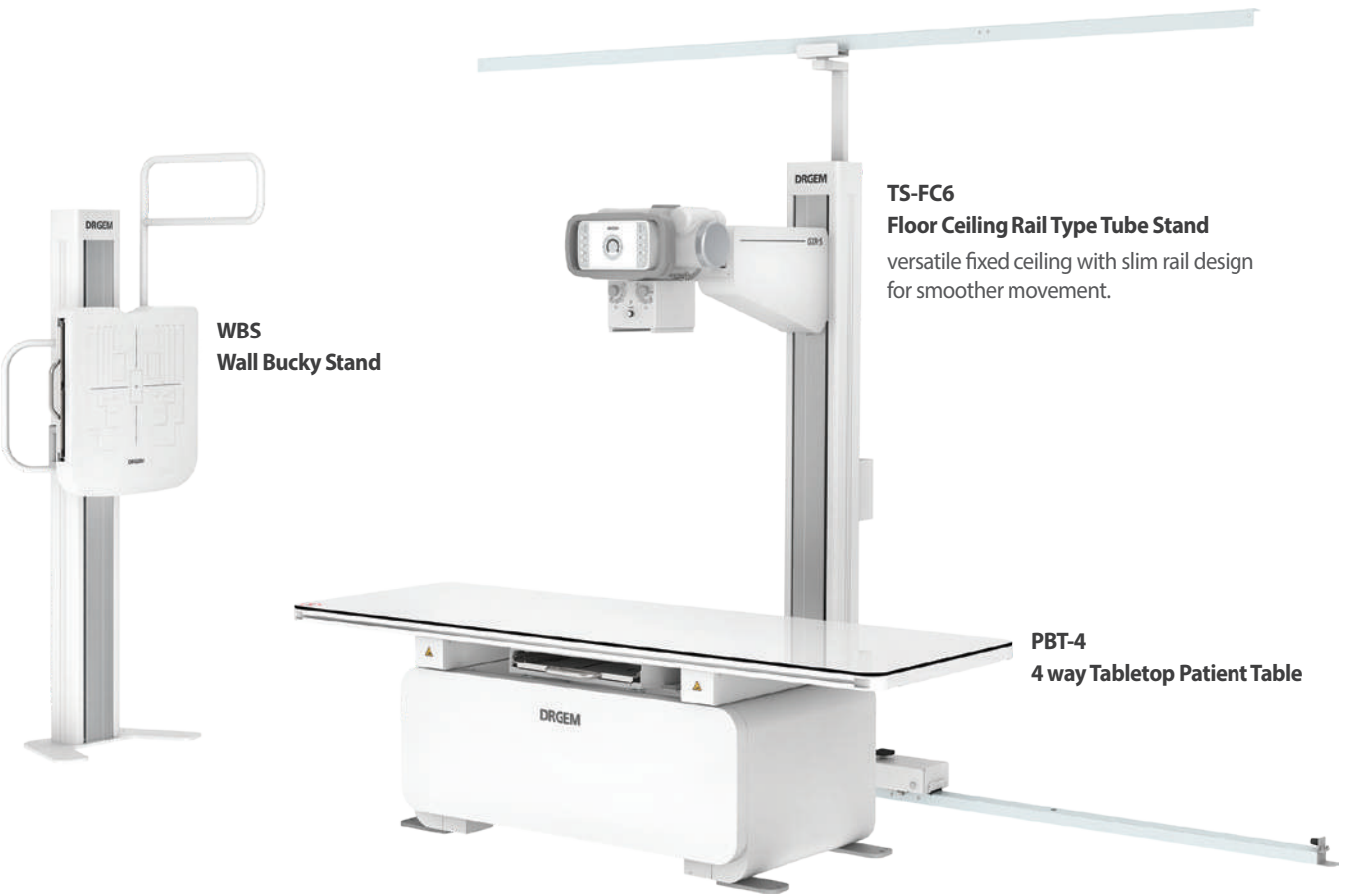


**WBS
Wall Bucky Stand**
Elegant design, durable and easy-to-use Wall Bucky Stand provides full satisfaction.

**TS-FM6
Floor Mount Tube Stand**
Floor Rail type tube stand provides all radiography studies with smooth movement on the rail.

**PBT-4
4 way Tabletop Patient Table**
A large tabletop with extended travel enables all radiography studies with minimal patient movement, and supporting patient weight upto 300kg. Fully flat tabletop without a frame on the edge makes cleanliness and odors free.

Floor Ceiling Type

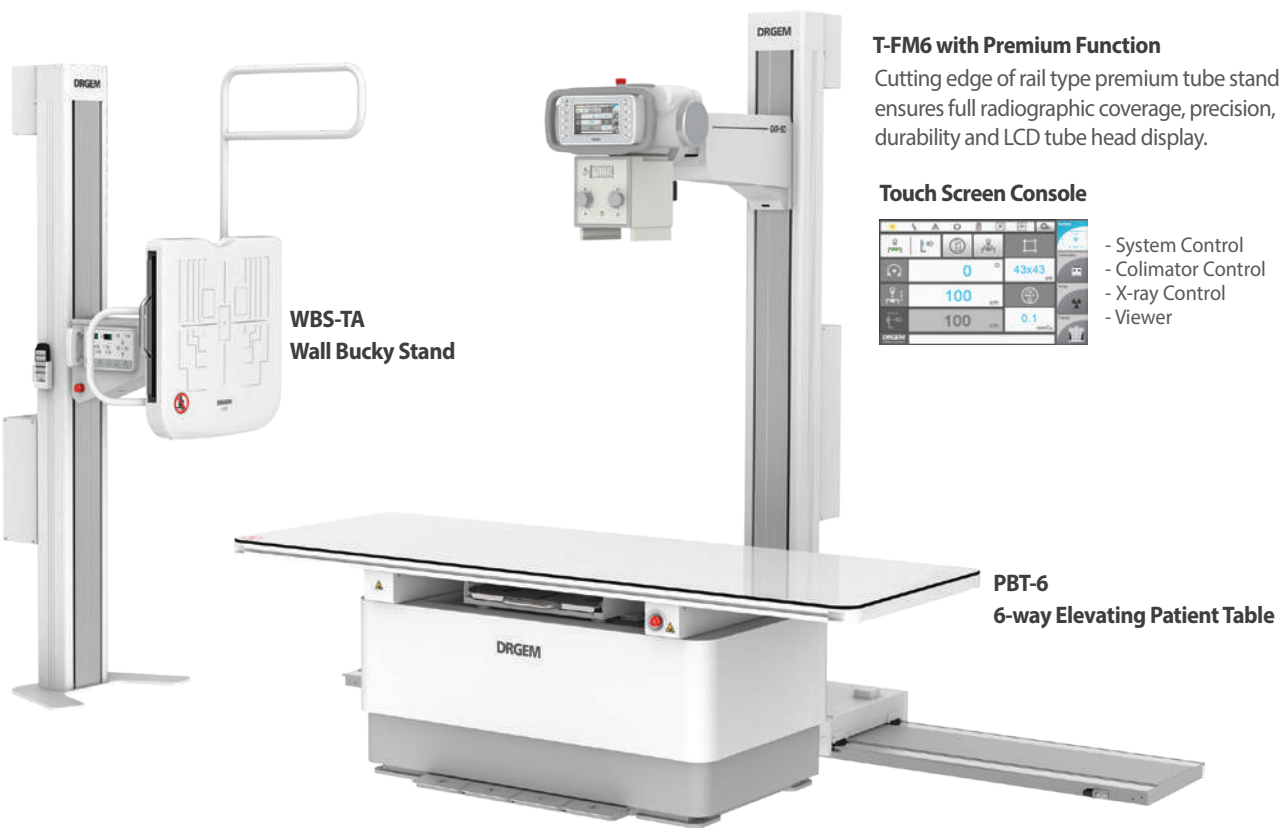


**WBS
Wall Bucky Stand**

**TS-FC6
Floor Ceiling Rail Type Tube Stand**
versatile fixed ceiling with slim rail design for smoother movement.

**PBT-4
4 way Tabletop Patient Table**

Premium Floor Type



**WBS-TA
Wall Bucky Stand**

T-FM6 with Premium Function
Cutting edge of rail type premium tube stand ensures full radiographic coverage, precision, durability and LCD tube head display.

Touch Screen Console
- System Control
- Colimator Control
- X-ray Control
- Viewer

**PBT-6
6-way Elevating Patient Table**

Premium Ceiling Type

Control Panel of Automatic Tilting Wall Stand

- Auto Positioning (User Programmable)
- Control of Synchronization with Tube Stand
- Motorized Collimation & Lamp Control
- Motorized Tilting Movement
- Motorized Vertical Movement



**WBS-TA
Wall Bucky Stand
Automatic Tilting**

**WBS-TM
Wall Bucky Stand
Manual Tilting**

Remote Control

Foot Switch


**TS-CSA
Ceiling Suspended
Tube Stand**

Touch Screen Console

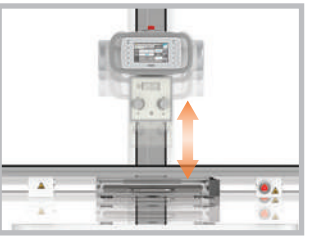
- System Control
- Colimator Control
- X-ray Control
- Viewer

**PBT-6
Elevating
Patient Table**

Optional Functions of Synchronization



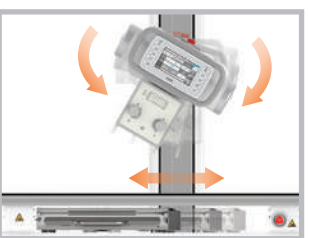
**Motorized Vertical
Synchronization with wall stand**
WBS/WBS-TM/WBS-TA and TS-FM6/TS-CSA




**Motorized Vertical
Synchronization with table**
PBT-6 and TS-FM6/TS-CSA



**Motorized
Table Bucky Tracking I**
PBT-4/6 and TS-FM6/TS-CSA



**Motorized
Table Bucky Tracking II**
PBT-6 and TS-FM6/TS-CSA



WBS

TS-FC2

**X-ray System
for Mobile Vehicle**